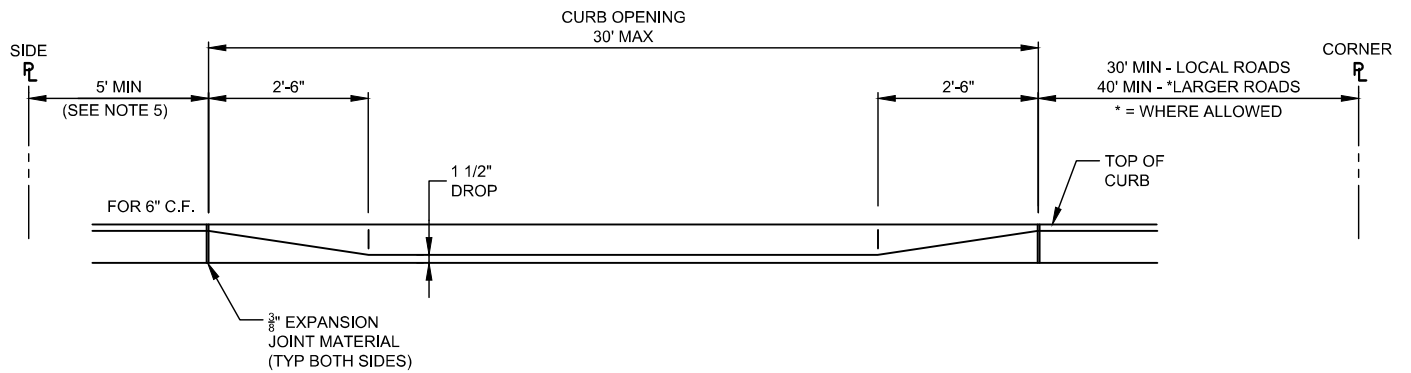
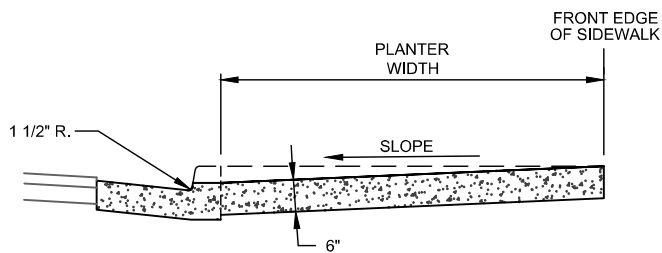


PLAN



ELEVATION




SECTION A-A

NOTES:

1. CURB OPENING SHALL HAVE A COURSE BROOM FINISH.
2. C.F. = CURB FACE
3. INSTALL 4" PVC SLEEVE UNDER DRIVEWAY AND 10" BELOW SIDEWALK FOR PI SERVICE.
4. WHEN PERMITTED ON ROADS WITH HIGHER CLASSIFICATIONS, APPROACHES SHALL NOT BE CLOSER THAN 50' TO ANOTHER DRIVEWAY APPROACH.

H:\Heber City\Std Dwg\2023 September\Std Dwg\STREETS-7 Updated.dwg - 9/07/2023 03:42pm. matalier



DATE: 09/23
 SCALE: N.T.S.
 75 NORTH MAIN STREET
 HEBER CITY, UTAH 84032
 (435) 654-0757

RESIDENTIAL DRIVEWAY APPROACH

STREETS-7